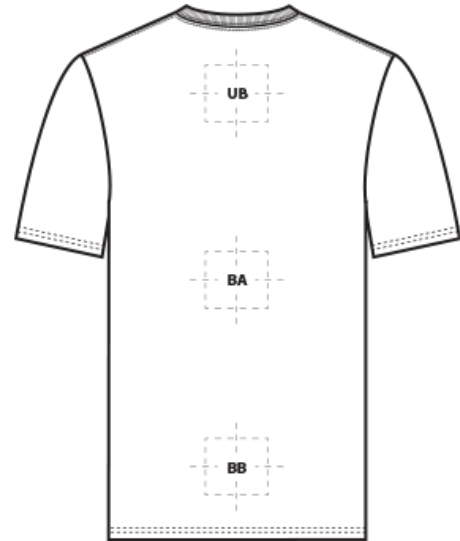
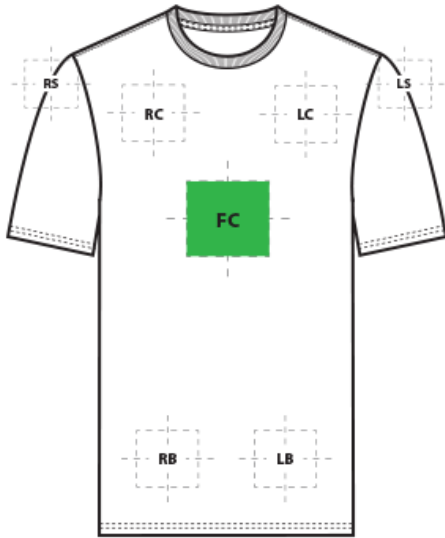


# DECORATION SPEC SHEET

**PORT&CO.**

PC148 Port & Co<sup>#</sup> Tiger Stripe Tie-Dye Tee



## FRONT DECORATION DIMENSIONS

FRONT DECORATION DIMENSIONS			
<b>FC</b>	Full Chest	18"H x 12" W	Primary
<b>LB</b>	Left Bottom	4"H x 4"W	
<b>LC</b>	Left Chest	4"H x 4"W	
<b>RB</b>	Right Bottom	4"H x 4"W	
<b>RC</b>	Right Chest	4"H x 4"W	

## BACK DECORATION DIMENSIONS

BACK DECORATION DIMENSIONS			
<b>BA</b>	Back	20"H X 14"W	
<b>BB</b>	Back Bottom	6"H x 14"W	
<b>UB</b>	Upper Back	4"H x 12"W	

## SLEEVE DECORATION DIMENSIONS

SLEEVE DECORATION DIMENSIONS			
<b>LS</b>	Left Shoulder	4"H x 4"W	
<b>RS</b>	Right Shoulder	4"H x 4"W	

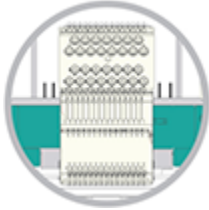
Decoration area is dependent on garment size, decoration method and the equipment being used. Please consult your decorator or supplier.

# DECORATION SPEC SHEET

**PORT&CO.**

PC148 Port & Co<sup>#</sup> Tiger Stripe Tie-Dye Tee

## DECORATION TECHNIQUES



EMBROIDERY



SCREEN PRINTING



HEAT TRANSFERS



PAD PRINTING

## ESSENTIAL PRODUCT INFORMATION

Due to the nature of pigment dye fabrics, a low cure cotton plastisol with a catalyst additive is required for proper ink adhesion. A grey barrier under base is needed to block the pigment dye from releasing and migrating. Fabric should not exceed 320 degrees. Please consult with your decorator or material supplier.

## TIPS FROM OUR EXPERTS BY DECORATION TECHNIQUE



### EMBROIDERY

Embroidery is the art of embellishing a piece of apparel with a needle and thread or yarn creating stunning visual representations of various types of art. This is achieved by converting logos in a digitizing software and using various stitch patterns, angles, density and stitch types to create depth, movement and detail. Thread can be made from many materials. The most commonly used threads are polyester and rayon. There are also options such as metallic, cotton, nylon, silk and even Nomex thread for fire resistance. Embroidery has a very high-perceived value and is popular for use on most apparel, bags, hats, luggage, blankets and more!



### SCREEN PRINTING

An imprinting method in which the image is transferred to the fabric. Ink is squeegeed through a stenciled screen stretched over a frame and then cured in a dryer.

**Low-cure poly inks are required. Grey or black bleed blockers may be necessary. Avoid hot stacking when decorating 100% polyester, blends, and pigment dye fabrics. Do not use catch bins to avoid potential ghosting, zebra striping or dye migration. Do not package product until completely cool. Cooling stations are recommended. To avoid ghosting in select mid-tone and grey colored fabrics in garment-dyed, pigment dyes and beach washed cotton, be aware of shop temperature, humidity and avoid hot stacking. Consult with your ink supplier for best recommendation to avoid ghosting.**

# DECORATION SPEC SHEET

**PORT&CO.**

PC148 Port & Co<sup>#</sup> Tiger Stripe Tie-Dye Tee



## **HEAT TRANSFERS**

A graphic, name and or number applied to a textile with a heat press. Great for quantities of any size, sports name and numbering, fashion, performance wear, print on demand programs and on-site decorating events.

**Heat transfers with low cure adhesive and bleed blockers are required for this product. Avoid hot-stacking when decorating 100% polyester, blends, and pigment dye fabrics. Do not package product until completely cool. Cooling stations are recommended.**



## **PAD PRINTING**

Pad printing uses a soft silicone pad to transfer an image taken from a plate etched with a reversed logo, similar to a rubber stamp. Images can be very small and detailed and can be up to 5½ inches in diameter. Pad printers are capable of printing up to six colors, however most industry printers use one to two colors at most when printing on apparel. Pad printing is a popular trend for tagless label printing. The prints are soft, durable and capable of high and low volume production. Pad printing is great for sling bags, totes and other items that are difficult to decorate, as well as styles that are heat sensitive.

**It is a best practice to consult with your decorator or consumable supplier(s) for accessories, specialty frames and applications that are specific to a shop's setup and equipment.**